

E.A.T

English Ambassador Training

MAGAZINE

Welcome
to E.A.T
magazine!



Enjoy!



SAPS

Issue 2
2016

This magazine celebrates the work
and activities completed by our
English Ambassadors for
different English purposes.

Contents



Which floor do we live on?P.2+3

Story time?P.4+5

Funny face biscuits.....P.6+7

Let's go to Ocean Park.....P.8+9

Surveys!.....P.10+11

Film Biscuits.....P.12

Film Reviews.....P.13

Egg drop!.....P.14

Answers.....P.15

Happy
reading!



Which floor do we live on?

39/f

Hello, I'm P5, my favourite food is sushi, I have one brother but no sisters and I live on the thirty-ninth floor.

27/f

Hello, 🙋 I am P5, my favorite food are mangoes 😊, I have four sisters 👧👧👧👧 and I live on twenty-seventh floor.

26/f

Hi I am in P.5, my favourite food is fish, I have no bothers and sisters and I live on twenty-sixth floor.

Hello, I am in P5, 😊 my favourite colour is purple 💜, my birthday is on the 1st of December 😊 and I live on the twenty-sixth floor.

Hello, I am in P5B, my favourite sport is football, my birthday is in March, I have one sister and I live on twenty-third floor.

23/f

Hi, I am teacher, my favourite sport is football, my birthday is in June and I live on the twenty-third floor of my building.

19/f

Hello. I am P5. My favourite food is ice cream, I do not have a sister or brother and I live on the nineteenth floor.

12/f

Hi, I am P5, my favourite colour is blue, my home has a parrot, and I live on the twelfth floor.

10/f

Hi, my favourite sport is volleyball, my birthday is in June, I like blue and I live on tenth floor of my building.

Hello, I am in P6, my favourite food is ice-cream and vegetables. My hobby is reading and I live on the tenth floor.

Hello! 😊😊 I'm a P.6 student, my favourite subject is Chinese 🇨🇳, my favourite food is pizza 🍕, my birthday is on 17th August, I have no brothers or sisters 👧👦 and I live on the tenth floor.

Hi, I am in P.6D, my favourite food is ice cream, my birthday is on the 19th of November and I live on the tenth floor.

6/f

Hello! I am P6, my favourite food is ice-cream, my birthday is in June and I live on the sixth floor.

5/f

Hello 🙋 I am in P5B, my favourite colour is red, my birthday is in July, I have one brother ❤️ and I live on fifth floor.

Hi, I am P.5, my favourite animal are turtles. I have two sisters and I live on the fifth floor.

Hello I am in P6D. My favorite food is pizza,  my father is a fireman  and my mother is a housewife . I live on the 5th floor.

Hi!  I'm in P5, my favourite colour is yellow and I live on the 5th floor.

Hello everybody, I am from P.6A, my favourite musical instrument is the violin, I like collecting stamps, I love reading science-fictions the most and I live on the fourth floor.


Hi, I'm P6, my favourite sport is running, my birthday is in November, I like pink and blue and I live on the fourth floor of my building.

Hello, my name is ...   I am P.5A, my favourite person is my sister, I have one sister but no brothers and I live at the third floor.

Hi, I am a student of SAPS, I am in P.6C, my favourite food are watermelons and chicken wings, my birthday is on 3rd of April, I have a pet dog named Jan Jan, my family name is Saidor and I live on the second floor.

Hi, I am in P5, my favourite color is pink, my birthday is on the 31st May and I live on the second floor.  

Hello, I am P6, my favourite food is cake, my birthday is on   October the 10th and I live on the 1st floor.   

Hello, I am in 6A, my favourite subject is Physical Education, my birthday  is on the 19th of September and I live on the first floor.



Mr. Daniel

Suki 6B

Justin 5B

Kathy 5A

Elaine 6D

Vicky 5A

Kelly 6B



Jenny 5A



Winnie 5A



Cindy 5A



Avis 6B



Edwin 6A



Ruby 5B



Andy 6A



Cherry 6B



Kathleen 6C and Chloe 5E



Cherrio 5B



Amy 5A



Katie 5B



Cynthia 5B



Zoe 6D



Michael 6A



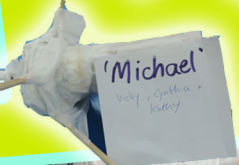
Cherrie 6D

See the answers on page 15

Egg Drop!



Can you build something to save me?




We got into teams then discussed how we could make something to protect the egg.

We worked together and made our devices. We even gave them names!



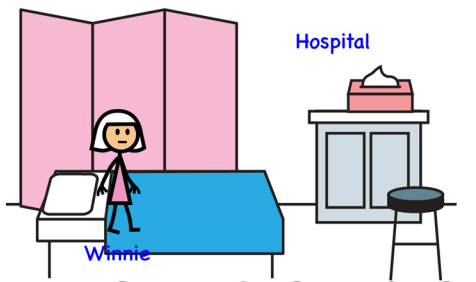
We dropped them from the 4th floor! It was so high and exciting to watch.

This time none of our devices worked. We think it was because we chose a floor that was too high. Nevermind, it was still fun!




Story time!

1.




**I was sleepy in hospital.
So I went to sleep.**

2.




**Some patients saw I
was sleeping on the bed.**

3.



**They shouted,
"why are you here?"**

4.




**They were angry. I didn't
want to be a patient!**

What happened next?

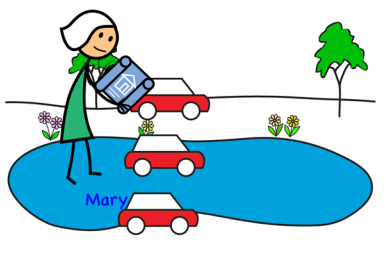
- A. The girl ran away**
- B. The patients hurt her**
- C. It was a dream**

1.



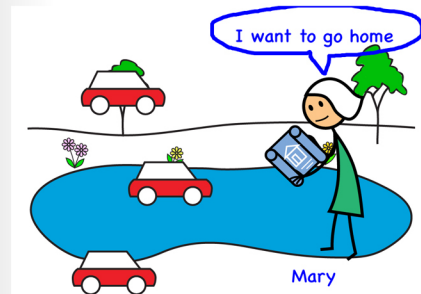
Mary was near a lake.

2.



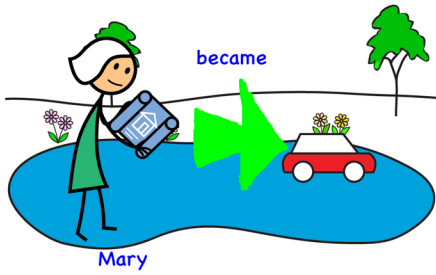
**She saw three, small,
red cars.**

3.



She wanted to go home.

4.



She touched one red car ...

What happened next?


- A. The car got bigger**
- B. It took Mary home**
- C. Mary became the car**

1.




Ben, his mother and his pets were at home.

2.




Ben was excited and didn't want to do his homework.

3.



Ben saw a doll by the window.

4.



The doll was going to fall so Ben tried to catch the doll. It fell on the floor ...

What happened next?

- A. Ben picked up the doll**
- B. The boy disappeared**
- C. He found one more doll**

See the endings to these stories on page 15

Funny face biscuits!

It's fun!



Things you need ...

1. Biscuits
2. Colour Icing
3. M&M's
4. Marshmallows
5. Fruit candy



He is a man.

Step 1: Put the icing on the biscuit.
Step 2: Then put the white marshmallows on to make the hair.
Step 3: Next put the yellow candies on for the eyes.
Step 4: Finally, use a yellow candy for the mouth.



My biscuit is a happy man.

Step 1: First, put two black sweets on the biscuit.
Step 2: Next, put one marshmallow on to be the nose.
Step 3: Then, use the moon shaped sweet to be the mouth.
Step 4: Finally, use the orange icing to be the beard.

Step 1: First, put on the yellow icing.
Step 2: Next, use two skittles for eyes.
Step 3: After that, use a marshmallow for the nose.
Step 4: Finally, put candy on for the tie, mouth and hair.



My biscuit is an actor.

Step 1: First, put on some white icing.
Step 2: Next, use two skittles for his eyes.
Step 3: Then, use four marshmallows for his hair.
Step 4: Finally, use a yellow candy for his mouth.



My biscuit is a cat,



My biscuit is a girl.

Step 1: Put on the white icing.
Step 2: Use five marsh mells for the hair.
Step 3: Next use two skittles for the eyes.
Step 4: Finally, use a green M&M for the nose and a yellow piece of candy for the mouth.



This is a monster. It has two faces.

Step 1: Put on different colour icing.
Step 2: Use two M&M's for the nose.
Step 3: Then use candy for the eyes.
Step 4: Then use an M&M for the mouth and finally repeat above and stick them together.

Step 1: Put some circle sweets on the biscuit for eyes.
Step 2: Use a marshmellow and gummy sweets for hair.
Step 3: Put some icing on the marshmallows then use it for the nose.
Step 4: Put some icing on the biscuit for the beard.



My biscuit is a reindeer.

Step 1: Put on the orange icing.
Step 2: Use one skittle for hair.
Step 3: Use one orange shaped sweet for the mouth.
Step 4: Use a banana shaped sweet for the beard.



This my Christmas biscuit.



Step 5: EAT IT!



Let's go to Ocean Park!




1. Picture challenge. ✓
2. See the animals. ✓
3. Learn about seals and sea lions. ✓
4. Play the classroom games. ✓
5. Get the cable car! ✓



Sea lions use flippers to walk.

Seals are fatter than sea lions.



Ways we can protect the ocean.



Cable car!

To: OPAHK-news@oceanpark.hk

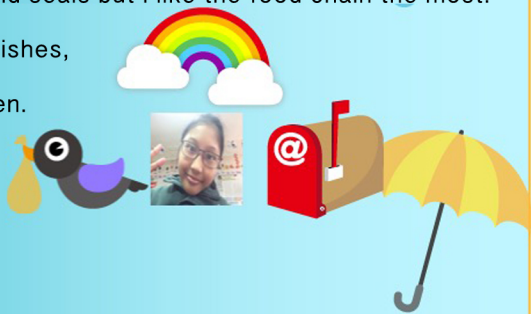
From: April kathleen Tordicella . siador

Subject: Thank you Coastal Explores

Dear Coastal Explores and all the Ocean Park Ambassadors. How are you today? Thank you very much for teaching us the differences between sea lions and seals but I like the food chain the most.

Best Wishes,

Kathleen.



To: OPAHK-news@oceanpark.hk


From: kelly lo

Subject: Thank you

Dear Crystal and all the Ocean Park Ambassadors. How are you? Thank you for teaching me more about seals and sea lions. For example seals walk on their bellies. I think they are so cute and I took many photos with it. 🐾🐾🐾🐾🐾

Thanks a lot.

From Kelly




To: OPAHK-news@oceanpark.hk

From: Justin

Subject: Thank you

Dear Ocean Park Ambassador, I learned many things. I thank you for telling me many things. I learned seals and sea lion differences. For example, the seals have tails and they are fatter, so cool! Next time, I want to touch them because they are cute. Write to me soon. 🐾

Love,
Justin



To: OPAHK-news@oceanpark.hk


From: vickyton328@gmail.com

Subject: Thank you

Dear all the Ocean Park Ambassadors. Thank you for your teaching me about seals and sea lions. I know the food web of sea lions and seals now! I also know that seals are fatter than sea lions.

Thanks a lot

Vicky



To: OPAHK-news@oceanpark.hk

From: Edwin 😊😊 <edwin0817@gmail.com>

Subject: Thank You!! 🐾😊😊😊😊

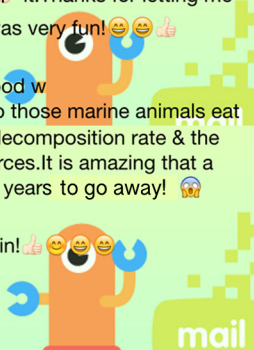
Dear Crystal 🐾 and ALL Ocean Park Ambassadors: Hi 🐾! How are you?? Hope you all have a great day!

I would like to thank 😊 all of you. Thanks for teaching me the differences about the seals and the sea lions. I finally know which of them have ear holes 🐾. Thanks for letting us meet Peanut and Julie. They are very cute 😊😊😊. I loved ❤️ them very much. I wanted to touch 🐾 it! Thanks for letting me to feed the seals/sea lions too. It was very fun! 😊😊😊

Also, thanks for teaching me the food web and food chain. I know what do those marine animals eat now. Thanks for teaching me the decomposition rate & the food that made from ocean resources. It is amazing that a normal glass bottle need a million years to go away! 🐾

I wish I can go to Ocean Park again! 🐾😊😊😊😊

Best wishes,
Edwin



To: OPAHK-news@oceanpark.hk

From: ANDYolym@hotmail.com

Subject: Coastal explores

Dear Ocean Park Ambassadors, Thank you for teaching us so much about seals and sea lions. I have learnt a lot about them. It was enjoyable, for example I know sea lions have ear flaps whereas seals do not.

In my opinion, Ocean Park is a place which is full of happiness. It is also a place which is also very entertaining. I hope Ocean Park will be more popular and more native and tourist will love Ocean Park.

Here, I will also tell you about my thoughts about Ocean Park. The place is clean. We can enjoy the equipments happily. Also, the Ocean Park Ambassadors are very nice. The ambassadors have a 🐾 good attitude to introduce seals

The Rocky Classroom was interesting! It can teach us about protecting the ocean in a more relaxing way. I have learnt many things, such as products which are from the sea, the food chain and the food web.

Thanks for teaching us so much.

Best wishes,


Andy



Surveys!



We got into groups, thought of some survey questions, then asked 20 students! Here are the results.



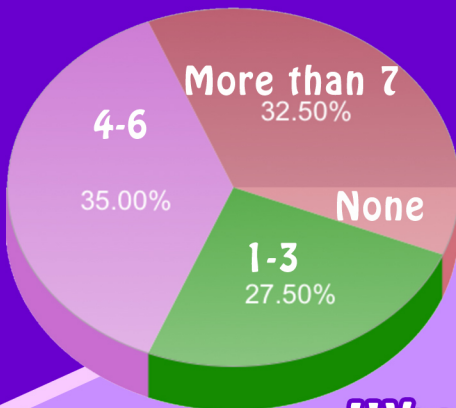
What's your favourite snack?

"They like ice-cream and chocolate the most. Maybe because they don't get a chance to eat much of it."



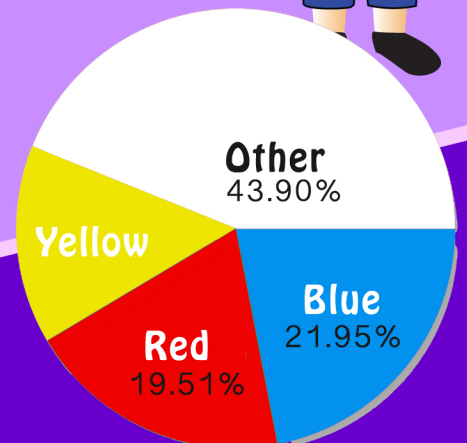
How many recesses would you like?

"I think the people who said they wanted more than 7 recesses want more time to relax so they can do better in class."



What colour do you want the school?

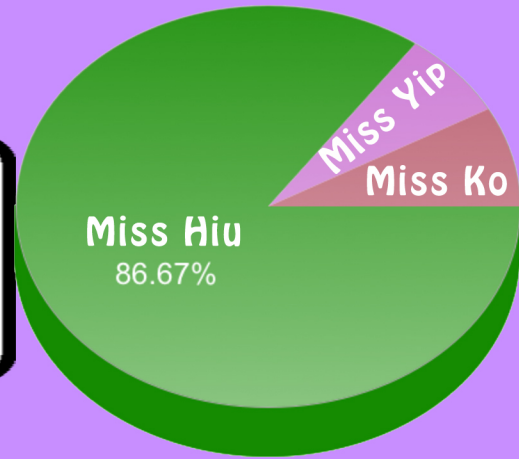
"Most people said 'other'. I think they would like pink or purple, however I would like the school to be blue."





Who's your favourite teacher?

"I think they like Miss Hiu the most because she teaches the people we asked. Other reasons maybe because she is beautiful, kind and helpful."



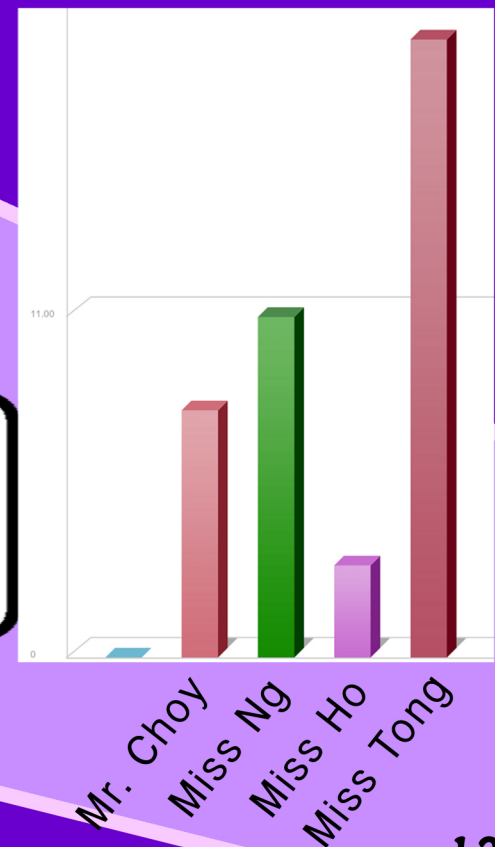
What's your favourite fruit?

"Most people like bananas. I think it's because they are sweet. The students I asked like sweet things."



Who's your favourite English teacher?

"I think Miss Tong is the favourite because the students like the English teacher to be kind like her."



Film biscuits!

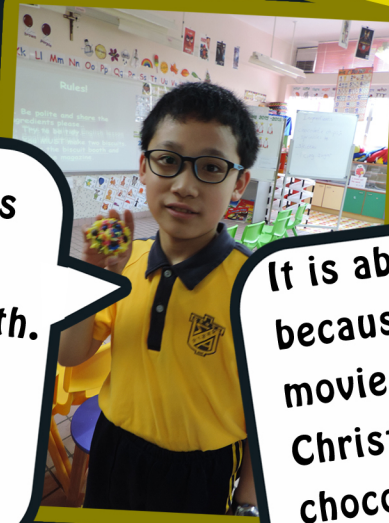


The biscuit that I made is from Batman. There is icing and chocolate on the biscuit. I used white icing for its body and the word 'batman'.



It is a big Rabbit, it has eight chocolate chips and colourful sprinkles. It also has some icing. Chocolate is the hands and the sprinkles are the body.

It's about horror films so I used red icing written to be the mouth. It's eyes are full of horror and its face a little pale.



It is about snow because the Peanuts movie plays at Christmas. I used chocolate chips, icing and sprinkles. I use the chips for snow.




Thank you!

Film reviews!



Today I watched 'Minions the Competition' the short film. I saw two characters fighting. I think the best bit was when they fought very quickly because it looked very cute. **Review by film critic Vicky**



'Zootopia' is a comedy movie. I think it is suitable for any ages. This film is interesting, I enjoyed it. The best bit was when the animals spoke very slowly.

Review by film critic Cherry




I watched 'Big Hero' last week. It was a comedy and animated film. It can be watched by families. This film has a touching ending. I liked it very much. I enjoyed the film because it was funny. I loved the ending.

Review by film critic Kelly



The 'Antman' film shows bravery. The character in this film is called 'Antman'. I like the bit when he saves the people.

Review by film critic Suki



Last Monday I went to see 'Inside Out'. This is an exciting, funny film. Children would like to see this film. I like the happy one because she is cute.

Review by film critic Cherrio

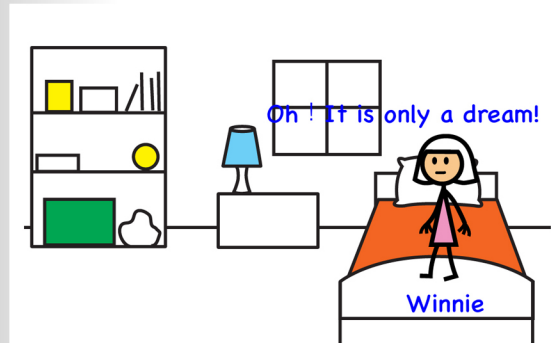


Answers

Mr. Daniel 23/f Suki 6B 10/f Justin 5B 23/f Kathy 5A 5/f Vicky 5A 39/f Kelly 6B 5/f
 Jenny 5A 26/f Winnie 5A 26/f Cindy 5A 2/f Avis 6B 4/f Edwin 6A 10/f Ruby 5B 19/f
 Andy 6A 4/f Cherry 6B 10/f Kathleen 6C and Chloe 5E 2/f Cherrio 5B 12/f Amy 5A 26/f
 Katie 5B 5/f Cynthia 5B 5/f Zoe 6D 5/f Michael 6A 1/f Cherrie 6D 1/f Elaine 6D 10/f

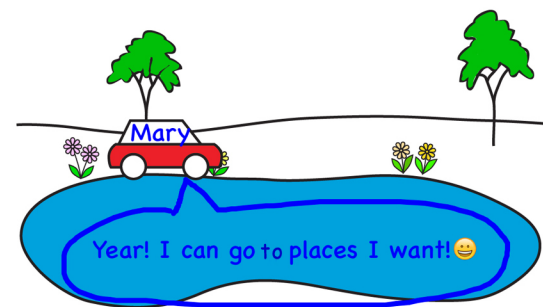
What happened next?

- A. The girl ran away
- B. The patients hurt her
- C. It was a dream**



What happened next?

- A. The car got bigger
- B. It took Mary home
- C. Mary became the car**



What happened next?

- A. Ben picked up the doll
- B. The boy disappeared**
- C. He found one more doll

